

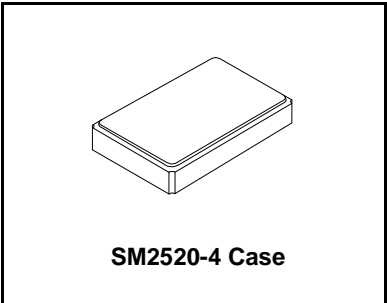


- **Surface Mount Seam Weld Package**
- **Excellent Reliability Performance**
- **Ultra Miniature Package**

Surface mount 2.5 x 2.0 x 0.6mm Crystal Unit

**XTL1015**

**48.53 MHz  
Crystal Unit**



**Electrical Characteristics**

Characteristic	Sym	Notes	Minimum	Typical	Maximum	Units
Nominal Frequency	F <sub>O</sub>			48.53		MHz
Load Capacitance	C <sub>L</sub>			10		pF
Mode of Vibration			Fundamental			
Drive Level				10		uW
Frequency Make Tolerance	F <sub>L</sub>		±30ppm @ 25°C ±3°C			ppm
Resistance	ESR				50	Ω
Static Shunt Capacitance	C <sub>O</sub>				2	pF
Frequency Stability Over Operating Temperature Range			±30ppm (referred to the value at 25°C)			
Storage Temperature Range			-40		85	°C
Operating Temperature Range			-40		85	°C
Aging			1ppm/year			
Lid Symbolization (in addition to Lot and/or Date Codes)			2G <u>YW</u>			



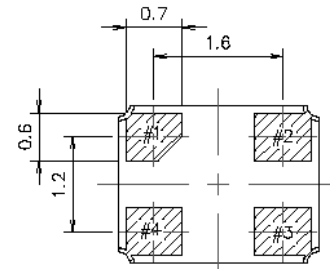
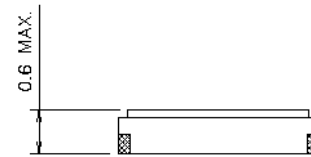
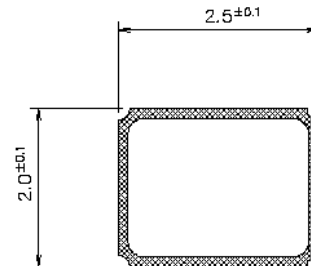
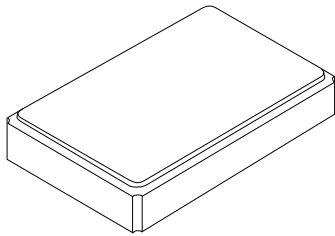
**CAUTION: Electrostatic Sensitive Device. Observe precautions for handling.**

**Notes:**

1. The design, manufacturing process, and specifications of this device are subject to change without notice.

# SM2520-4 Case

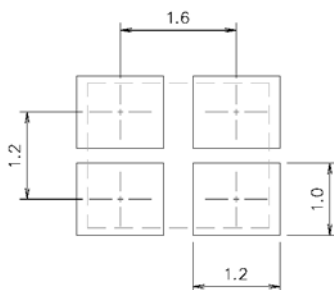
## 4-Terminal Surface-Mount Case 2.5 x 2.0 mm Nominal Footprint



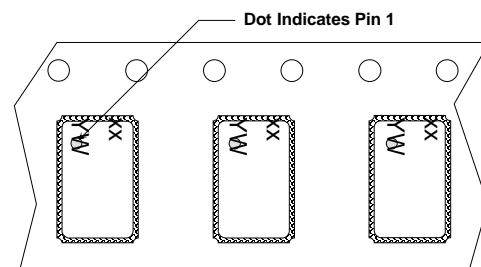
Package Dimensions (mm)

### Electrical Connections

Pin	Connection
1	IN/OUT
2	GND
3	IN/OUT
4	GND



Land Pattern (mm)



Package Orientation in Carrier Tape