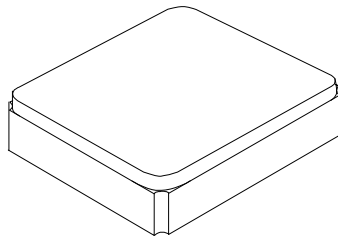


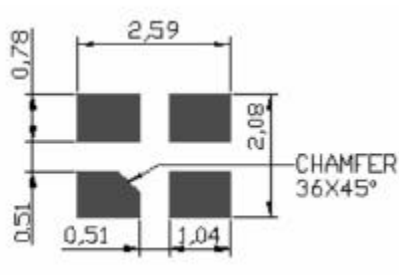
4-Terminal Ceramic Surface-Mount Case 2.5 X 2.0 mm Nominal Footprint



Case Dimensions

Dimension	mm		
	Nom		
A		2.0	
B		2.5	
C		1.0	
E		0.95	
F		0.70	
G		0.60	

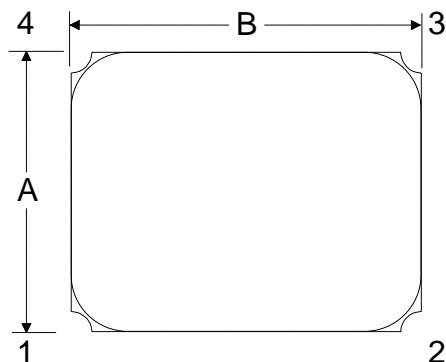
PCB Foot Print



Electrical Connections

Connection		Terminals
Port 1	Single Ended Input	1
Port 2	Single Ended Output	3
	Ground	All others
Single Ended Operation Only		

TOP VIEW



BOTTOM VIEW

